













Tube

|              |  |
|--------------|--|
| Item code    | 86.T005.3313.02  |
| Product type | Indoor   |
| Category     | Tracklights  |
| Family       | Tube & Zoom Tube   |
| Subfamily    | Tube   |
| Pictograms   |     <br>     |

Scheme



Photometry



|                            |               |
|----------------------------|---------------|
| Product                    |               |
| Real power (W)             | 30            |
| Real luminous flux (Lm)    | 2400          |
| Luminous efficiency (Lm/W) | 80            |
| Beam angle (°)             | 16            |
| Life time (h)              | 50000h L80B10 |
| IP                         | 20            |
| Operating temperature      | 15            |
| Chip Brand                 | Philip        |
| Control gear               | DALI          |
| Colour temperature (K)     | 3000          |
| Colour consistency (SDCM)  | SDCM3         |
| CRI                        | 80            |